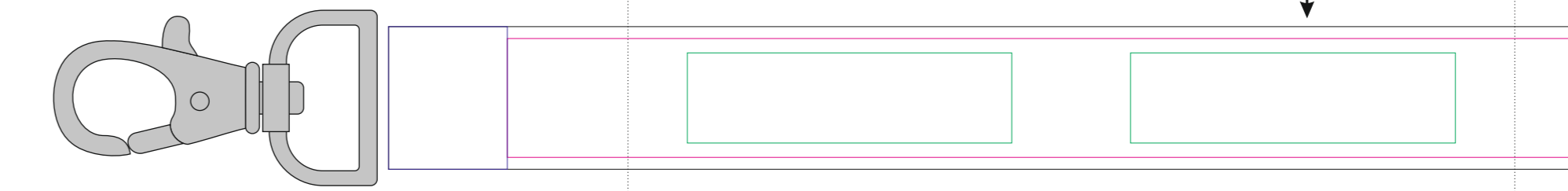



Short lanyard

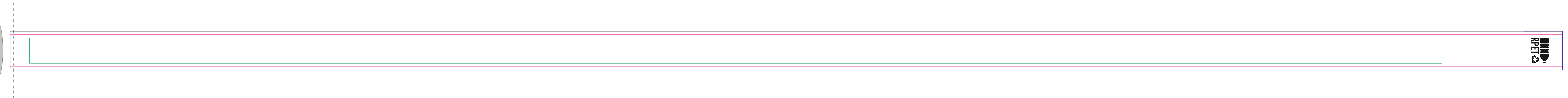
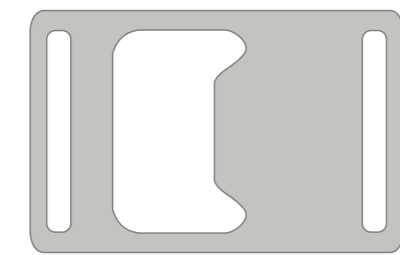
OUTER PART




INNER PART



FRONT

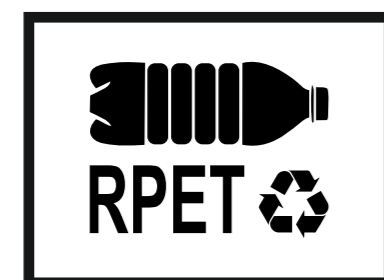


BACK









The relative position of the graphics on the back side of the ribbon may differ from the front side!

resolution: min. 300 DPI  
colours: CMYK  
formats: TIFF, PDF, EPS, AI, CDR



The green line indicates the area all non-background object-texts, logos, etc.  
The pink outline the maximum size of graphic visible on the product.  
The black line indicates the size of the required graphics including bleed.  
The dash line indicates the point of the seam.  
The blue line the size of the required graphics including bleed and fold.

-  Margin
-  Edge of product
-  Bleed limit 2-2 mm (background must fill it)
-  Seam
-  Fold line
-  +20 mm seam by the small strip with background colour  
+24 mm seam by the small strip with background colour