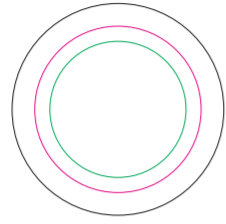
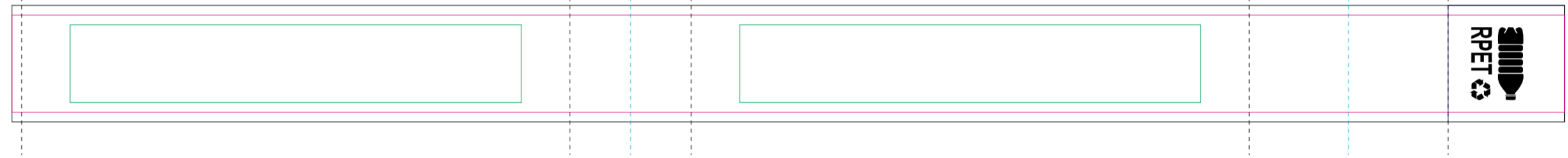

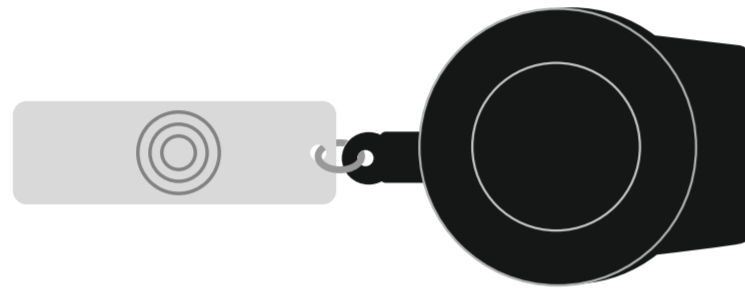


DO



OUTER PART







INNER PART




The relative position of the graphics on the inner part of the ribbon may differ from the outer part!

resolution: min. 300 DPI  
colours: CMYK  
formats: TIFF, PDF, EPS, AI, CDR

The green line indicates the area all non-background object-texts, logos, etc.  
The pink outline the maximum size of graphic visible on the product.  
The black line indicates zhe size of the required graphics including bleed.  
The dash line indicates the point of the seam.  
The blue line indicates the center and the two side of the hat.

-  Margin
-  Edge of product
-  Bleed limit 2-2 mm (background must fill it)
-  Seam

 +25 mm seam by the small strip with background colour